



St. David's Episcopal Church & School

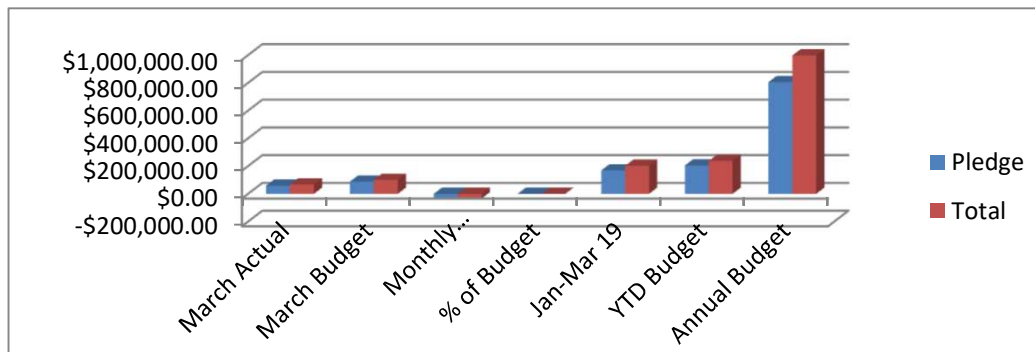
Treasurer's Report

March 2019

REVENUE:

	March Actual	March Budget	Monthly Variance	% of Budget	Jan-Mar 19	YTD Budget	Annual Budget
Pledge	\$58,746.00	\$87,985.00	(\$29,239.00)	66.77%	\$168,865.00	\$204,559.00	\$805,630
Total	\$67,141.00	\$100,803.00	(\$33,662.00)	66.61%	\$202,546.00	\$237,576.00	\$997,570

March: Total Unrestricted Offerings for March came in at \$64,399 which is **-\$31,307** lower (67% of budget). Pledge offerings came in at \$58,746 which is below budget (67% of budget). This is due solely to revenues received less than expected from pledged offerings. Monthly budget for March Pledge Offerings was \$87,985 with a monthly variance of **-\$29,239**. YTD actual Pledge Offerings is \$168,865 which is lower than the YTD Budget of \$204,559. My concern is that if stewardship does not begin implimenting projects sooner than later, we might NOT BE CLOSE TO ACCURATE with the budget which may result to revising the budget. Annual budget is \$805,630. March Total Revenue is \$67,141 to a budget of \$100,803 (67% of Budget). The Total Monthly Variance is **-\$33,662**. The 5th Sunday income was \$10,882 in pledge offerings and additional \$692 in non-pledge offerings. The March variance is concentering but not as bad as it seems.



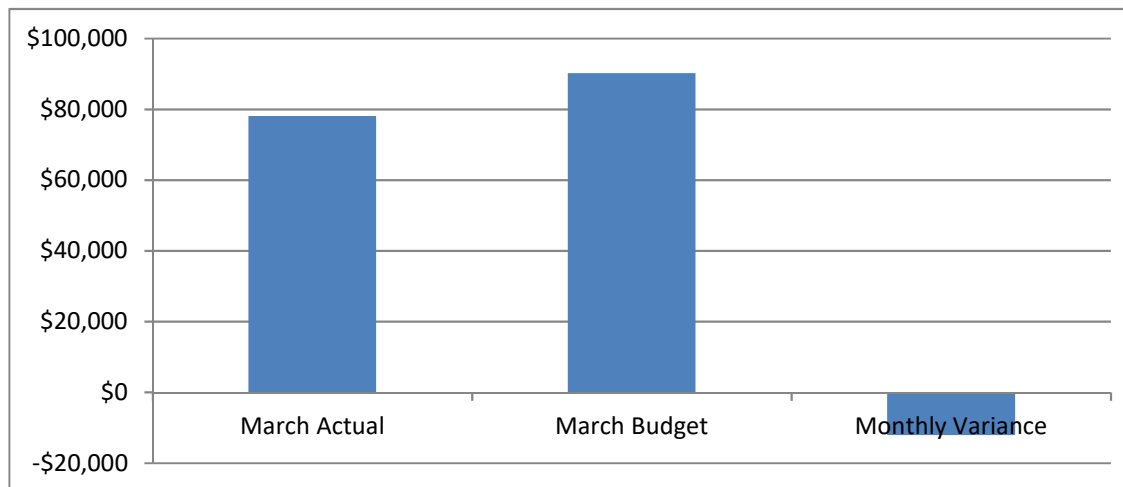
YTD Pledged Variance: **-\$35,694**
 Total YTD Income: **-\$35,030**
 YTD% Pledge Variance: 83%
 YTD Total Variance: 85%

EXPENSE:

March Actual	March Budget	Monthly Variance	% of Budget	Jan-Mar	YTD Budget	YTD Variance	YTD %
\$78,109	\$90,211	(\$12,102)	87%	253,047	266,978	(\$13,931)	95%

March: Expenses for March were \$78,109 (87% of budget). The budget for the month of March is \$90,211. YTD actual expense is \$253,047 and YTD budget is \$266,978 (95% of budget). This is due to several line items expensing under budget for the month of March which is a good sign. Year-to-date (YTD) Variance is **-\$13,931** which is an indication that actual expenditures are trending below YTD (95% of Budget).

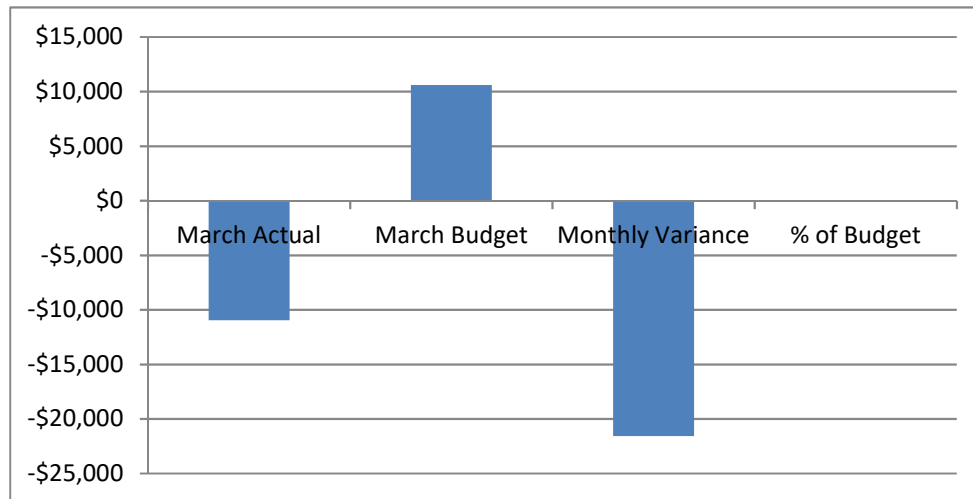
z



NET INCOME:

March Actual	March Budget	Monthly Variance	% of Budget	Jan-Mar	YTD Budget	YTD %	Annual Budget
-\$10,968	\$10,592	-\$21,560	-104%	-50,501	(\$29,402)	172%	(\$29,992)

March: Net income for March was -\$10,968 to a budget of \$10,592 (-104% of budget). Monthly variance is -\$21,560. YTD Net Income is -\$50,501 to a YTD budget of -\$29,402 which is 172% of budget (YTD). Note that expenses came in under budget for the month of March and YTD which should be helpful.



YTD Variance: -\$21,099
 YTD Budget: -\$29,992