



St. David's Episcopal Church & School

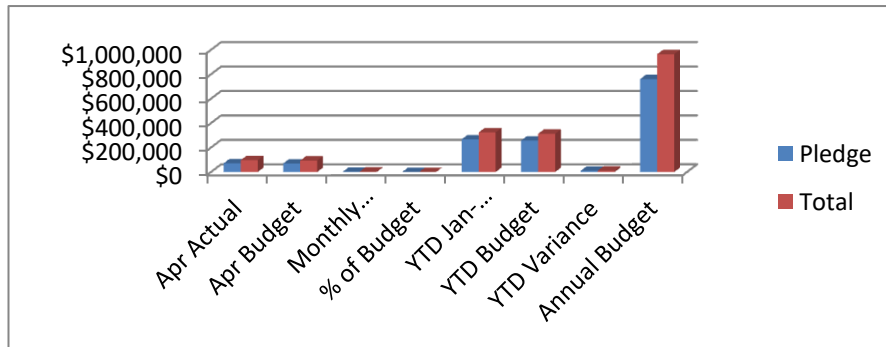
Treasurer's Report

April 2020

REVENUE:

	Apr Actual	Apr Budget	Monthly Variance	% of Budget	YTD Jan-Apr20	YTD Budget	YTD Variance	Annual Budget
Pledge	\$71,532	\$70,000	\$1,532	102%	\$267,559	\$257,770	\$9,789	\$760,736
Total	\$97,038	\$93,871	\$3,167	103%	\$324,198	\$313,401	\$10,797	\$964,427

April: Pledge offerings in April came in at \$71,532 (102% of budget). Monthly budget for April was \$70,000 with a monthly variance of \$1,532. YTD actual pledge offerings was \$267,559 (104% of budget) which is the same as last month and it is up 10% compared to the same time last year. Total Revenue in April was \$97,038 to a budget of \$93,871 (103% of Budget) and 8% higher from this time last year. Our Total Income YTD through April was \$324,198 to a YTD Budget of \$313,401 (103% of Budget). Our Annual Budget is \$964,427. Non-pledged Offerings was \$8,805 (66% of budget). YTD Total Non-pledged Offerings was 104% of Budget. There was no Loose Cash Offerings for the month of April. However, Loose Cash Offerings was 60% of budget YTD. Our Financial Reports in the last 4 months indicate a positive trend with the exception of the Preschool which will be boosted by the PPP income so there is no need to be concern. With our prayers, the month of May and the rest of the year will continue on this positive trend.



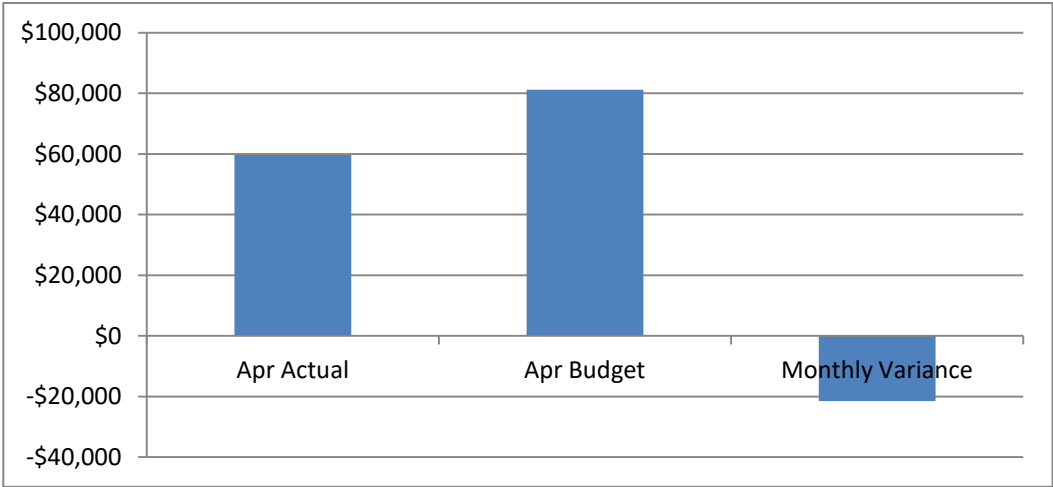
YTD% Pledge Variance: 104%

YTD Total Variance: 103%

EXPENSE:

Apr Actual	Apr Budget	Monthly Variance	% of Budget	YTD Jan-Apr Act	YTD Budget	YTD Variance	Annual Budget	YTD %
\$59,650	\$81,137	(\$21,487)	74%	\$294,440	\$326,716	(\$32,276)	\$964,427	90%

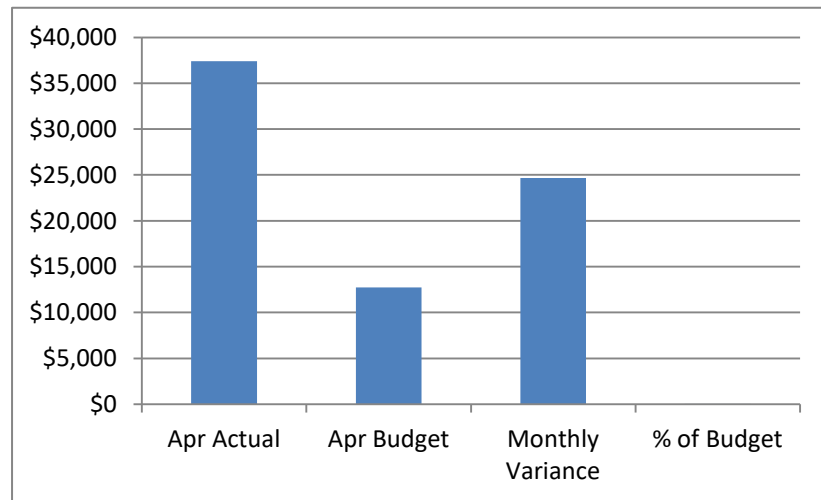
April: Total expenses for April was \$59,650 (74% of budget) and was down 10% from last month. Our YTD Total Expenses was \$294,440 (90% of budget) and was down 6% from last month and also down 8% for the same time last. Our Year-to-date (YTD) Variance was (\$32,276). Expenses were significantly below budget but please note that some of our vendors are late in billing so these amounts will be adjusted in May. We have been truly blessed to have our financials looking so great with the exception of the Preschool which will be covered by the Paycheck Protection Program (PPP) income.



NET INCOME:

Apr Actual	Apr Budget	Monthly Variance	% of Budget	TD Jan-Apr Actual	YTD Budget	YTD Variance	YTD %	Annual Budget
\$37,388	\$12,734	\$24,654	294%	\$29,758	(\$13,315)	\$43,073	-223%	\$0

April: Net income for the month of April was \$37,388 to a budget of \$12,734 (294% of budget). Our Monthly Variance in April was \$24,654. Our YTD Net Income was \$29,758 to a YTD budget of **-\$13,315 (-223%** of budget). Our goal should be to ensure that income and expenses remain closely aligned. While our YTD income is ahead of schedule and expenses are lower, our prayer is to keep a steady pace.



THE CHURCH OPERATING ACCOUNT HAS \$218,974.

NOTE: Numbers in Red indicate negative values (examples: () or -).

Respectfully Submitted by John Mellish, April 20, 2020

