



St. David's Episcopal Church & School

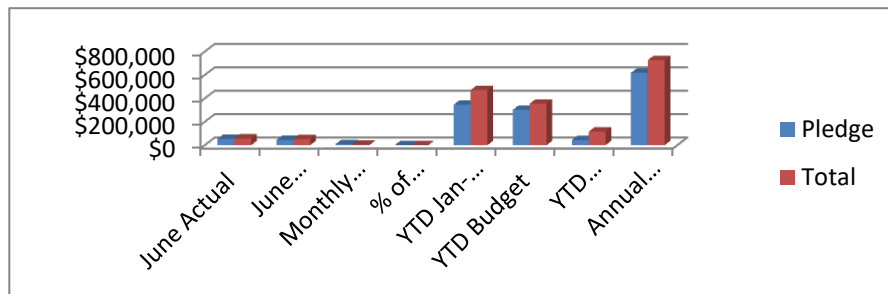
Treasurer's Report

JUNE 2021

REVENUE:

	June Actual	June Budget	Monthly Variance	% of Budget	YTD Jan-Jun21	YTD Budget	YTD Variance	Annual Budget
Pledge	\$53,365	\$45,000	\$8,365	119%	\$346,207	\$302,000	\$44,207	\$618,216
Total	\$57,350	\$52,858	\$4,492	108%	\$470,558	\$354,650	\$115,908	\$727,460

JUNE: Pledge offerings in June came in at \$53,365 (119% of budget). Monthly budget for the month of June was \$45,000 with a monthly variance of \$8,365. Our YTD actual pledge offerings was \$346,207 (115% of budget). Total Revenue in June was \$57,350 to a budget of \$52,858 (108% of Budget). Total Income YTD was \$470,558 to a YTD Budget of \$354,650 (133% of Budget). Our Annual Budget is \$727,460. Unpledged Offerings for the month was \$3,361 (56% of budget). Our YTD Total Unpledged Offerings was 30% of Budget which is up 6% from the month before. Loose Cash Offerings was 42% for the month and 10% YTD. Not a whole lot to report this month because we are still ahead of budget for income and under budget for expenses. We are at a good spot for the first half of the year. Nevertheless, we could do better if we have a plan in place that will generate additional income in the areas of fundraising (budget \$2000 and we are at zero income YTD) and outreach efforts (budgeted \$6000 and we are at zero YTD).



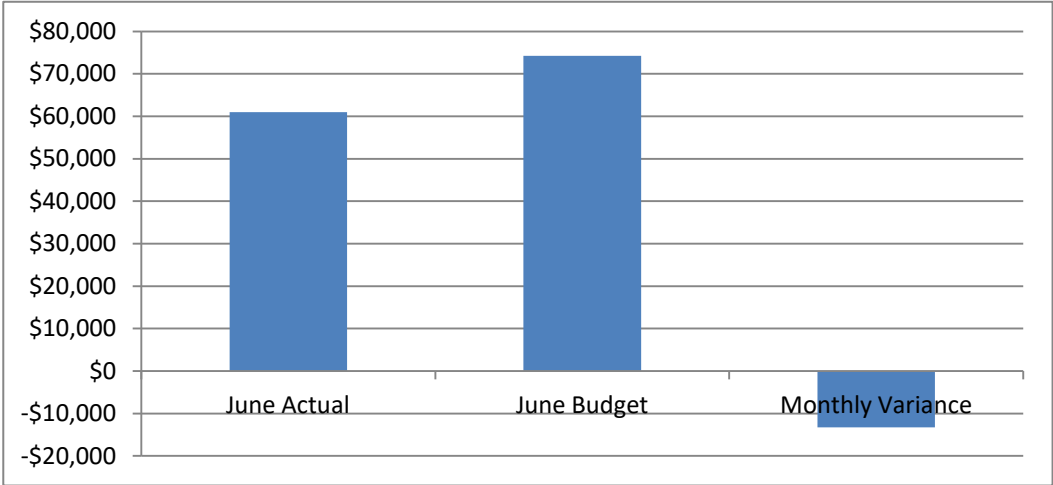
YTD% Pledge Variance: 115%

YTD Total Variance: 133%

EXPENSE:

June Actual	June Budget	Monthly Variance	% of Budget	YTD Jan-Jun21	YTD Budget	YTD Variance	Annual Budget	YTD %
\$60,955	\$74,240	(\$13,285)	82%	\$428,324	\$443,601	(\$15,277)	\$847,515	97%

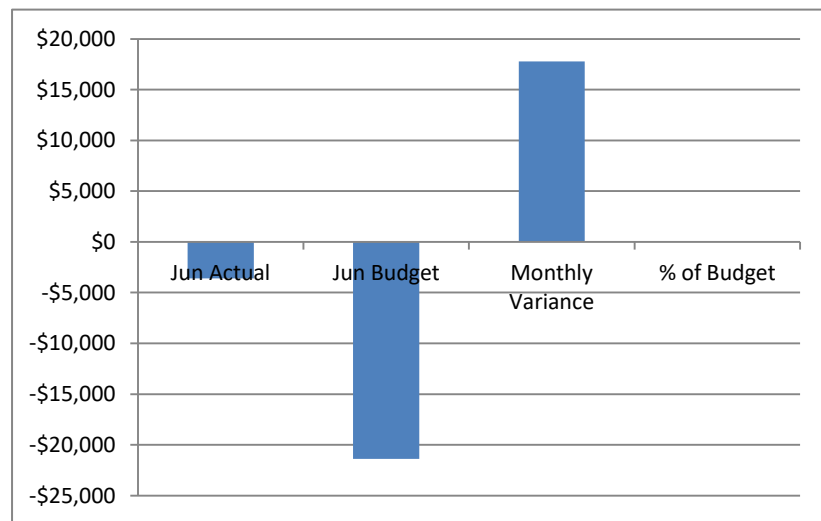
JUNE: Expenses for the month of June was \$60,955 (82% of budget) and was 9% lower than the month before. Our total expenses was (\$13,285) under budget for the month. Our YTD total expenses was \$428,324 (97% of budget). Our YTD expenses were down 2% from the month before and up 6% from the same time last year.



NET INCOME:

Jun Actual	Jun Budget	Monthly Variance	% of Budget	YTD Jan-Jun21	YTD Budget	YTD Variance	YTD %	Annual Budget
-\$3,605	-\$21,382	\$17,777	17%	\$42,234	(\$88,951)	\$131,185	-47%	(\$120,055)

June: Net Income for the month of June was (\$3,605) to a budget of (\$21,382) (17% of budget). Our variance for the month of June was \$17,777. Our YTD Net Income was \$42,234 to a YTD budget of (\$88,951) which is -47% of budget. The good news is that we continue to be blessed to have our financials in good standing despite the change. As a reminder, it is important to keep expenses down in order to be self-sustainable if the virus situation does not go away or if we are faced with other variables beyond our control, for example, decrease in pledge offerings or membership.



THE CHURCH OPERATING ACCOUNT HAS \$136,265.

NOTE: Numbers in Red indicate negative values (examples: () or -).

Respectfully Submitted by John Mellish, July 21, 2021.

