

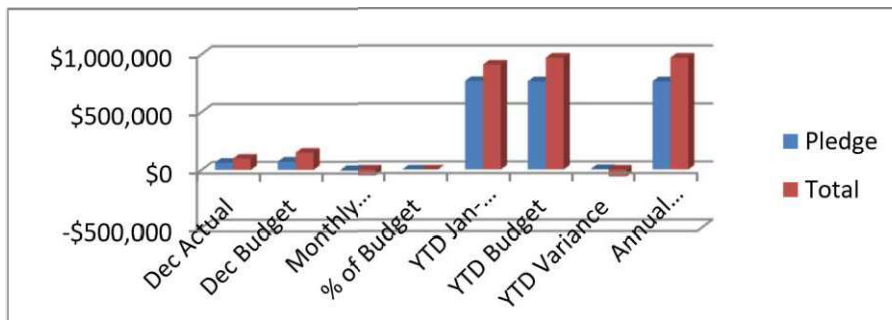


St. David's Episcopal Church & School Treasurer's Report December 2020

REVENUE:

| | Dec Actual | Dec Budget | Monthly Variance | % of Budget | YTD Jan-Dec20 | YTD Budget | YTD Variance | Annual Budget |
|--------|------------|------------|------------------|-------------|---------------|------------|--------------|---------------|
| Pledge | \$63,323 | \$72,000 | (\$8,677) | 88% | \$764,116 | \$760,736 | \$3,380 | \$760,736 |
| Total | \$98,029 | \$149,672 | (\$51,643) | 65% | \$904,546 | \$964,427 | (\$59,881) | \$964,427 |

December: Pledge offerings in December came in at \$63,323 (88% of budget). Monthly budget for December was \$72,000 with a monthly variance of (\$8,677). Our YTD actual pledge offerings was \$764,116 (100% of budget) and is also 4% higher than the same time last year. Total Revenue in December was \$98,029 to a budget of \$149,672 (65% of Budget). Total Income is down (\$51,643) for the month. Our Total Income YTD was \$904,546 to a YTD Budget of \$964,427 (100% of Budget). Our Annual Budget is \$964,427. Unpledged Offerings was \$12,138 (78% of budget). Our YTD Total Unpledged Offerings was 85% of Budget which is down 2% from the month before. There was no Loose Cash Offerings for the month of December. Loose Cash Offerings was 19% of budget for the year.

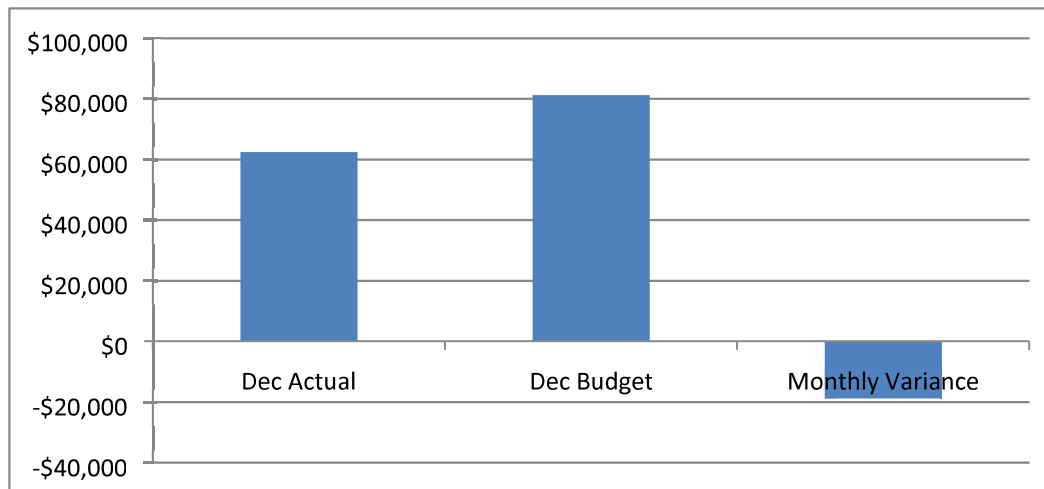


YTD% Pledge Variance: 100%
YTD Total Variance: 94%

EXPENSE:

| Dec Actual | Dec Budget | Monthly Variance | % of Budget | YTD Jan-Dec20 | YTD Budget | YTD Variance | Annual Budget | YTD % |
|------------|------------|------------------|-------------|---------------|------------|--------------|---------------|-------|
| \$62,362 | \$81,182 | (\$18,820) | 77% | \$866,819 | \$964,427 | (\$97,608) | \$964,427 | 90% |

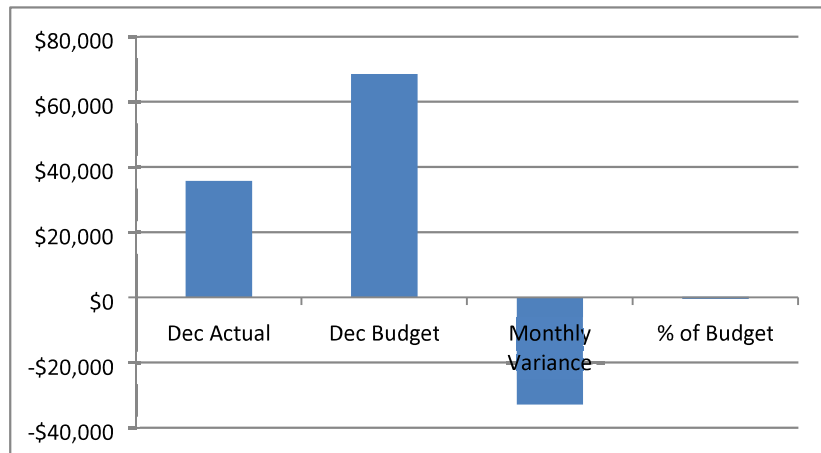
December: Total expenses for December was \$62,362 (77% of budget) and was down 17% from the month before. Expenses was (\$18,820) below budget for the month. Our YTD Total Expenses was \$866,819 (90% of budget) which was also down 1% YTD from the month before. Our YTD expenses was down by 7% from the same time last year. Our Year-to-date (YTD) Variance was (\$97,608) under budget. We did very well with expenses for 2020.



NET INCOME:

| Dec Actual | Dec Budget | Monthly Variance | % of Budget | YTD Jan-Dec20 | YTD Budget | YTD Variance | YTD % | Annual Budget |
|------------|------------|------------------|-------------|---------------|------------|--------------|-------|---------------|
| \$35,667 | \$68,490 | -\$32,823 | 52% | \$37,727 | \$0 | \$37,727 | 100% | \$0 |

December: Net Income for the month of December was \$35,667 to a budget of \$68,490 (52% of budget). Our variance for the month of December was (-\$32,823). Our YTD Net Income was \$37,727 to a YTD budget of (\$0) which is 100% of budget. As 2020 has come to an end, we want to review our opportunities and focus our efforts in areas that can yield greater results, for example, fundraising. The good news is that we were blessed to have our financials in good order in 2020 despite the pandemic (COVID-19 impact). Looking forward to a successful 2021 year.



THE CHURCH OPERATING ACCOUNT HAS \$253,310.

NOTE: Numbers in Red indicate negative values (examples: () or -).

Respectfully Submitted by John Mellish, January 20, 2021