



# St. David's Episcopal Church & School

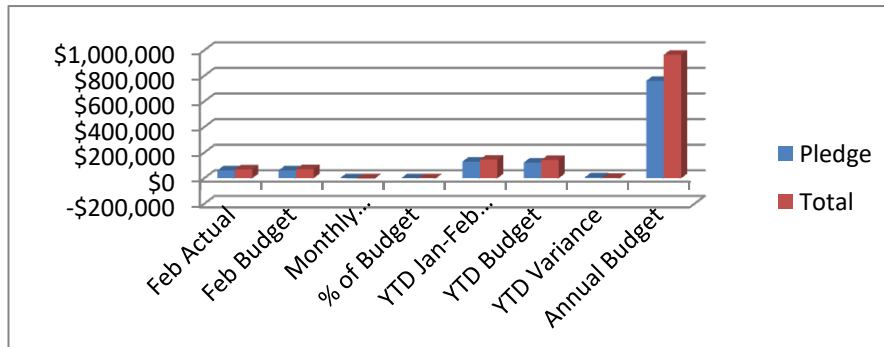
## Treasurer's Report

### February 2020

#### REVENUE:

	Feb Actual	Feb Budget	Monthly Variance	% of Budget	YTD Jan-Feb 2	YTD Budget	YTD Variance	Annual Budget
Pledge	\$61,037	\$61,110	(\$73)	100%	\$129,929	\$122,220	\$7,709	\$760,736
Total	\$68,942	\$71,481	(\$2,539)	96%	\$145,691	\$142,674	\$3,017	\$964,427

**February:** Pledge offerings in February came in at \$61,037 which was on target at 100% of budget. Monthly budget for February was \$61,110 with a monthly variance of \$73. YTD actual pledge offerings was \$129,929 to a budget of \$122,220 (106% of budget) and it is up 18% from the same time last year. Total Revenue in February was \$68,942 to a budget of \$71,481 (96% of Budget). Our Total Income YTD through February was \$145,691 to a YTD Budget of \$142,674 (102% of Budget) and is up 8% from the same time last year. Our Annual Budget is \$964,427. Unpledged Offerings was down 71% of budget and Loose Cash Offerings was up 124% in February. So far, we are off to a good start this year with these positive indicators.

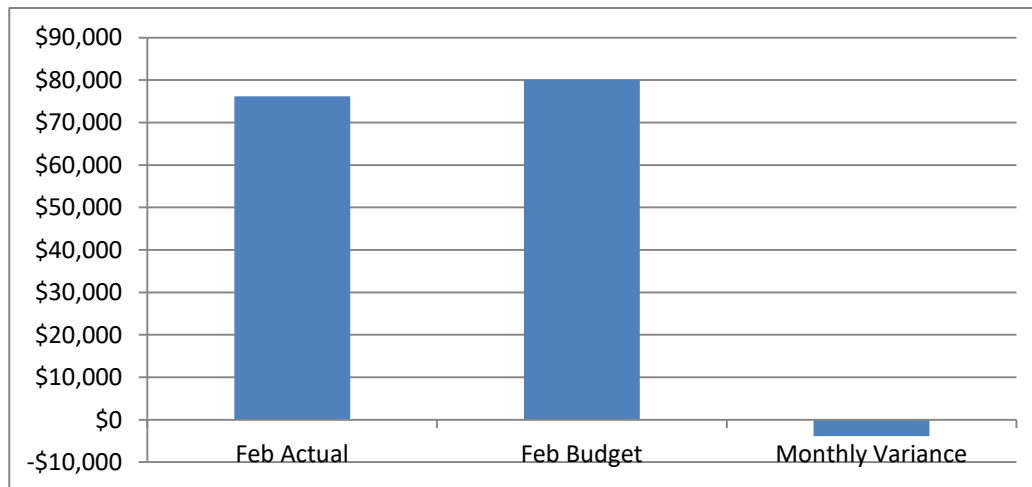


YTD% Pledge Variance: 106%  
 YTD Total Variance: 102%

## EXPENSE:

Feb Actual	Feb Budget	Monthly Variance	% of Budget	YTD Jan-Feb Actual	YTD Budget	YTD Variance	Annual Budget	YTD %
\$76,137	\$80,003	(\$3,866)	95%	\$162,240	\$160,055	\$2,185	\$964,427	101%

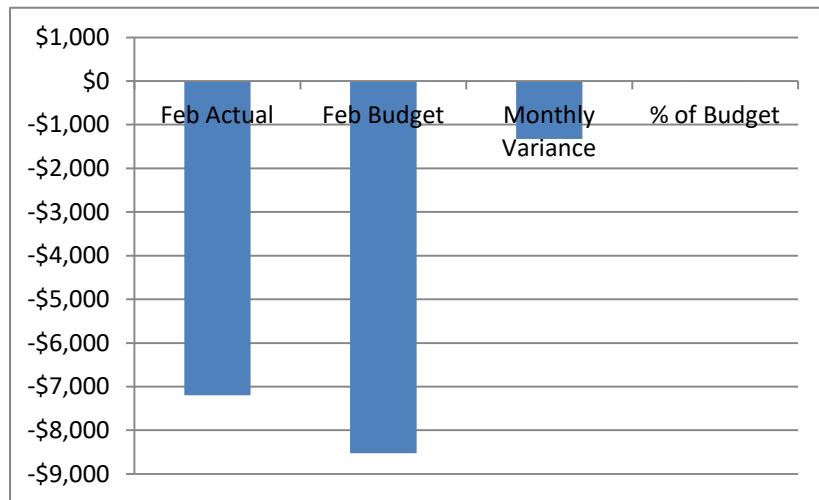
**February:** Total expenses for February was \$76,137 (95% of budget). YTD Total Expenses were 101% of budget and are up 8% from the same time last year. The budget for the month of February was \$80,003. Our Monthly Variance was (\$3,866). Our YTD total expense was \$162,240 to a budget of \$160,055. Our Year-to-date (YTD) Variance was \$2,185. NOTE: Musicians line item is higher again as a result of the input budget not considering the changes for the year did not take effect until February. Fire/Alarm (6602-02) higher for the month as we paid the annual inspection fee of \$1,303 that will even out through out the year.



## NET INCOME:

Feb Actual	Feb Budget	Monthly Variance	% of Budget	YTD Jan-Feb Actual	YTD Budget	YTD Variance	YTD %	Annual Budget
-\$7,195	-\$8,522	-\$1,327	84%	-\$16,549	(\$17,381)	\$832	95%	\$0

**February:** Net income for February was **-\$7,195** to a budget of **-\$8,522** (84% of budget). Our Monthly Variance in February was **-\$1,327**. Our deficit increased from **\$9K** in January to **\$17K** in month of February. Not overly concerning at this point in the year as the number will fluctuate. However, our goal is to ensure that income and expenses remain closely aligned. YTD income is ahead of schedule, expenses are slightly over budget, but the two amounts will even out the overage indicating no concerns at this time.



NOTE: Numbers in Red indicate negative values (examples: () or -).

Respectfully Submitted by John Mellish, March 18, 2020





